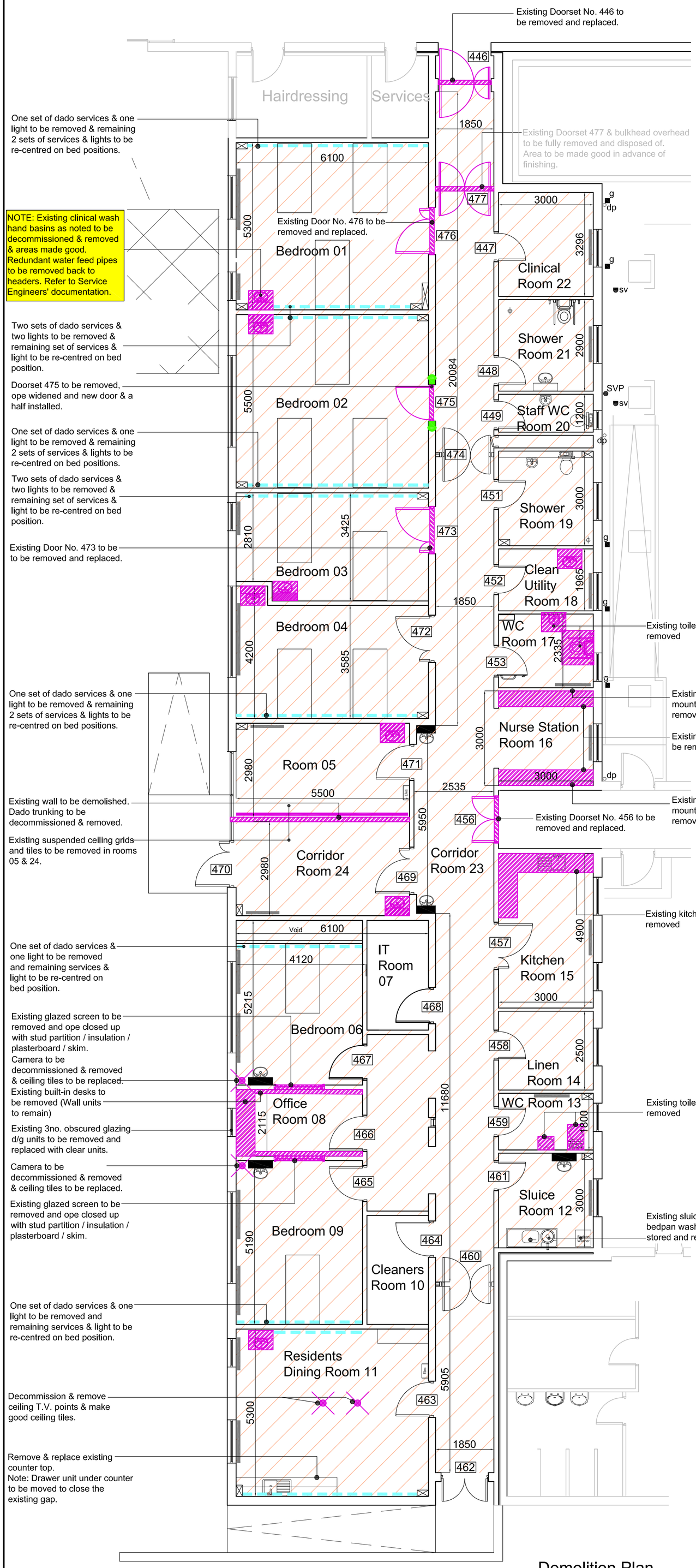

Demolition Plan
1:75

Unit area = 489m2

0 1M 5M 10M

500mm 2M

DEMOLITION:

NOTE: All services to be turned off and made safe before any demolition works begin.

All items indicated are to be demolished / removed and disposed of safely and in accordance with relevant regulations.

All existing floor finishes and skirtings to be removed.

All remaining existing furniture and fittings not already removed by client to be removed and disposed of properly or returned to client.

All sanitaryware to be disconnected from services, decommissioned and to be removed and disposed of properly.Redundant water feed pipes to be removed back to header.

All electrical fittings to be safely disconnected from services, decommissioned and to be removed and disposed of properly unless noted otherwise elsewhere. NOTE: REFER TO SERVICE ENGINEERS DOCUMENTATION.

Suspended ceiling grids and tiles to be removed and disposed of in rooms 05 and 24.

All damaged ceiling tiles to be removed and replaced.

Demolition works are to include for support to existing structures as necessary during demolition / adjustment of parts of structures, cutting of new openings or replacement of structural parts. Do not remove supports until new work is strong enough to support the existing structures. The Contractor is responsible for the design and adequacy of the supports. The Contractor shall submit details of the temporary supports to the Structural Engineer prior to executing the works.

All adjoining elements and surfaces are to be made good after demolition.

All floor areas damaged by removal of walls to be fully repaired before floor levelling compound applied.

Refer to Finishes Schedule for details of individual rooms.

Refer to Service Engineer's documentation for details of works to electrical and plumbing services.

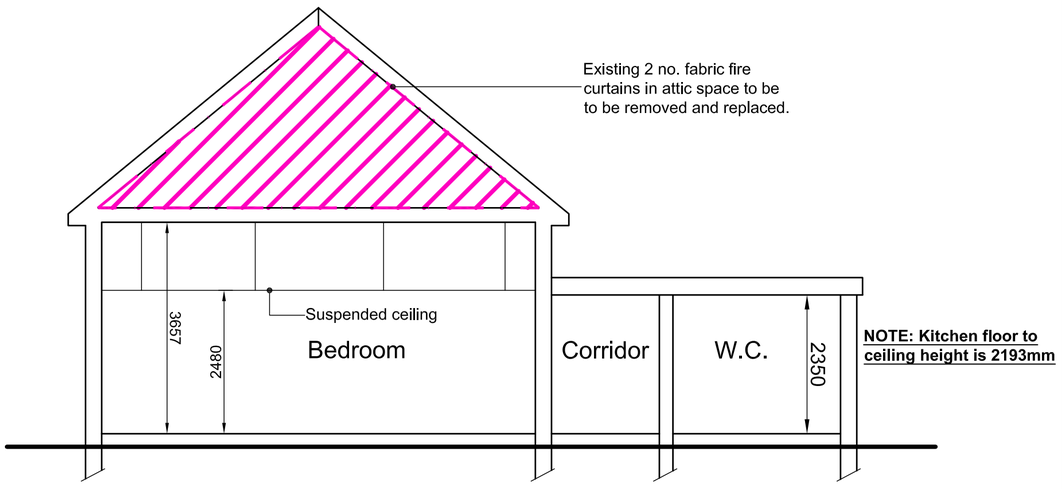

Section
1:75

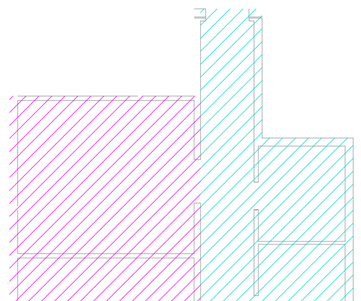

Ceiling Heights Plan
1:150

Refer to Drawing	
Builder's Compound & Access Plan.	1001
Demolitions, Ceiling Heights, Section.	1002
New Works Plan	1003
Nurses' Station	1004
Office Room 8	1005
WC Room 13	1006
WC Room 17	1007
Door & Ironmongery Schedules	1008
Resident's Dining Room 11 & Linen Room 14	1009
Staff Rooms 5 & 5A	1010
Kitchen	1011

NOTE: CONTRACTORS ARE TO ARRANGE TO INSPECT SITE AT TENDERING STAGE

General Notes :

1. Do not scale from this drawing. Use figured dimensions only.
2. This drawing is to be read in conjunction with all relevant specifications and drawings.
3. All dimensions to be checked on site prior to fabrication.
4. In the event of any discrepancies between drawings or any other issued documentation the contractor is to inform the architect immediately.
5. Contractor not to order door, windows or material before sample of each element has been approved by architect.
6. Contractor to submit quality certification before manufacturer of elements.

Legend

- Existing Dado Trunking
- ALL FLOORS TO BE REMOVED (Except IT & Cleaner's Rooms). Note: All radiators covers to be removed to allow for new flooring to be reinstalled.
- TO BE DEMOLISHED / REMOVED
- OPE TO BE WIDENED

Legend

- ....Floor to ceiling height in this area is generally 2.48m
- ....Floor to ceiling height in this area is generally 2.35m (Kitchen - 2.193m)

ISSUED FOR COST PLAN

CLIENT: HSE

PROJECT: Refurbishment of Willow Unit at St Josephs Hospital, Ennis, Co Clare

TITLE: Demolition Works, Existing Ceiling Heights, & Section

Code	Originator	Zone	level	Type	Role	Number	Status	Revision
2825	HLA	ZZ	00	DR	A	1002		A

SCALE: 1:75 A1 DATE: Oct 26 DRW BY: DR APP BY: MK

HASSETT LEYDEN ASSOCIATES
ARCHITECTS & CIVIL ENGINEERS
ROSLEVAN SHOPPING CENTRE
TULLA ROAD, ENNIS, CO. CLARE
Tel: 065-6828422 (V95 YN93)